

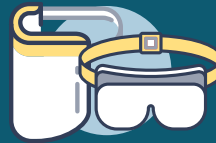
Putting PPE ON*



Gown



Fit-tested N95
Respirator



Eye
Protection



Gloves

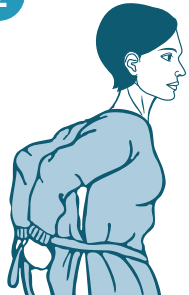
*The PPE needed will vary based on the required isolation precautions. Change the PPE and order of steps to fit the level of precaution.

Gown, N95

1 Sanitize hands.




2



- Put on gown.
- Open-end **faces** your back.
- Tie the back of the gown.

3



- Put on N95, ensuring proper seal.
- Ensure straps are not crossing.

N95 Seal Check

4

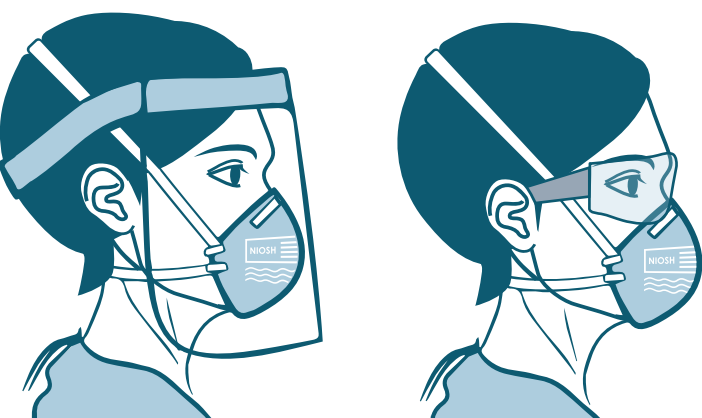
- Follow manufacturer's instructions for performing seal check.
- **DO NOT** Enter the room if you do not achieve a proper respirator seal.



Eye Protection, Gloves, Entry

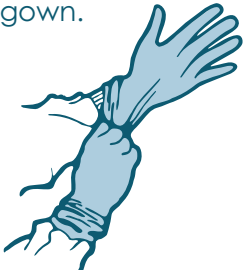
7

- Put on eye protection.



8


- Put on gloves over the cuffs of the gown.



You may need to pull gown cuffs down toward hand for gloves to cover gown cuff and wrists.

9

ENTER ROOM



10

- **DO NOT** touch your face.
- **DO** Perform hand hygiene before and after touching or adjusting eye protection. Leave the room to adjust your N95.



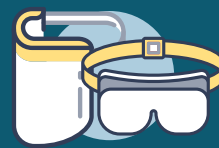
Taking PPE OFF*



Gloves



Gown



Eye Protection



Fit-tested N95 Respirator

*The PPE needed will vary based on the required isolation precautions. Change the PPE and order of steps to fit the level of precaution.

Gown, Gloves

1 **Inside the room**, stand near the exit door.

- Cross arms and **grip gown** on shoulders.
- **Remove gown in controlled fashion.**

*Example uses disposable gown. Doffing technique may vary according to type of PPE (e.g., launderable gown)

2

- **Roll the gown** towards your hands.
- **Remove the gloves** with the gown.
- **Dispose** of the gloves and gown.

3

Sanitize hands. Exit patient room.

Eye Protection, N95 Respirator

4 **Disposable Eye Protection**

- **Remove eye protection and discard.**

DO NOT touch face.

Reusable Eye Protection

- **Place wipe on table.**
- **Remove eye protection and place on wipe.**

DO NOT touch face.

5

Sanitize hands.

6

- **Pinch bottom strap and pull far over head.**

DO NOT let straps touch your face.

7

- **Pinch top strap pull far over head and discard.**

DO NOT Do not touch front of respirator when removing N95.

8

Sanitize hands.

Sanitize Reusable Eye Protection

9 • **Wipe eye protection. Sanitize** in the following order:

Put on clean gloves. Inside of shield. Head band. Outside of shield.

10

- Allow eye protection to **dry** and store for **re-use**

11

- **Wipe table.**

12

- **Remove gloves.**

13

- **Wash hands** with soap and water or **sanitize hands.**