

Tuberculosis Cases Statewide by Year

Summary Brief 2023

// Key Points

- > Tuberculosis (TB) disproportionately affects vulnerable populations in Washington State (WA).
- > On average, 4 cases of TB disease are diagnosed in WA each week.
- > An estimated 200,000 people in WA are infected with TB.
- > The COVID-19 pandemic has had an impact on TB, as they are both infectious diseases that primarily attack the lungs and can present with similar symptoms.

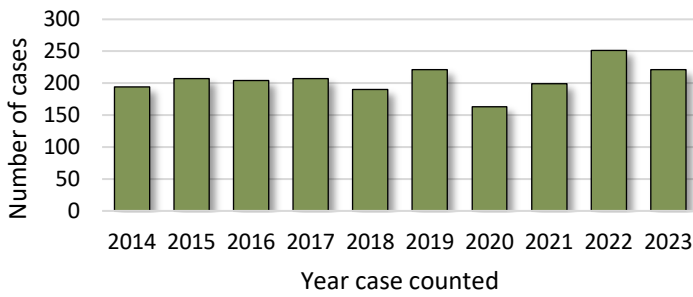
// Reported TB Cases

In 2023, 221 cases of TB disease were reported in WA. This represents a 12.0% decrease from the 251 cases in 2022.

// County-Level

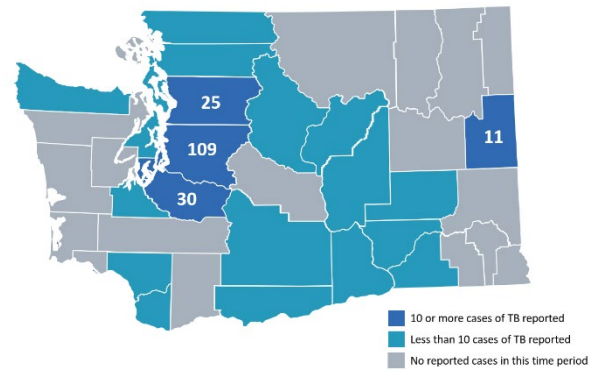
In 2023, four Washington counties reported 10 or more TB cases. Together, these four counties accounted for 79.2% of the 221 cases counted in WA. 18 WA counties did not report any TB cases in 2023. There was 1 case in 2023 that was not assigned to a county and counted by state or federal corrections and/or the Department of Health.

Reported TB Cases, Washington State 2014-2023

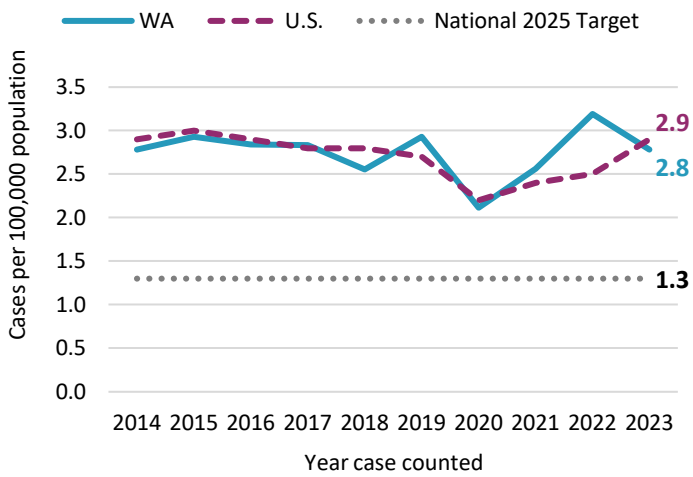


Incidence rates of TB in WA have progressed downward overall, with increased fluctuation in recent years. This is similar to the trend seen in the United States (U.S.) as a whole. Recent fluctuations in case rate can partially be explained by the impacts of COVID-19 (e.g. potential misdiagnoses, social distancing, delayed care seeking) and an outbreak in Washington correctional facilities.

Reported TB Cases, 2023



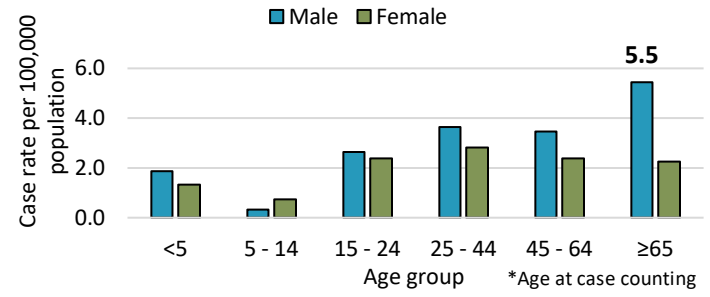
Tuberculosis (TB) Case Rates Washington State and U.S., 2014-2023



// Age and Sex at Birth

Acting separately and together, factors such as age and sex can lead to an increased risk of TB. From 2019-2023, males aged 65 and older experienced the highest TB rate (5.5 cases per 100,000 population) of all age-sex groups.

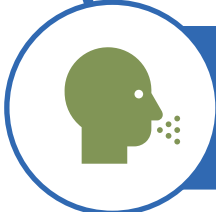
TB Case Rate by Age Group* and Sex Washington State 2019-2023



// Risk Factors



The greatest TB disease burden in WA continues to be among persons born outside of the U.S., where risk of exposure to TB is greater. From 2019-2023, WA residents born somewhere other than the U.S., its territories, insular areas, or minor outlying islands accounted for 73.8% of all TB cases.



Known TB exposure is a risk factor for TB in WA. Approximately 200,000 WA residents are estimated to be infected with TB. From 2019-2023, 11.8% of TB cases were a known contact of a person with infectious TB disease within 2 years prior to their TB diagnosis.



Congregate settings typically have shared airspace, which can increase transmission of TB. In WA from 2019-2023, 3.1% of TB cases resided in a correctional facility and 1.0% in a long-term care facility at time of diagnosis. 4.5% of TB cases experienced homelessness within the year prior to their TB diagnosis.



Certain medical conditions and health behaviors lessen the ability of the immune system to keep TB infection from progressing to TB disease. Diabetes mellitus was the most frequently reported medical risk (22.1%) among all TB disease cases diagnosed from 2019-2023. Excess alcohol use was the most commonly recorded risk behavior (5.5%).

// Drug Resistance

Drug resistance is a concern for successful treatment of TB cases. There have been between one and eight reported cases of multidrug-resistant TB (MDR-TB) in WA per year over the last five years. To date, there have been no reported cases of extensively drug-resistant TB (XDR-TB) in WA.

// Mortality

TB is preventable, treatable, and curable, yet it stands as the most deadly of all infectious diseases worldwide. From 2019-2023, there were between six and sixteen TB-related deaths per year in WA.



- Learn more about TB at www.doh.wa.gov/TB
- For questions about TB, contact the Washington State Department of Health Tuberculosis Program: TBServices@doh.wa.gov, 206-418-5500